



Rani Dhanya Kumari College

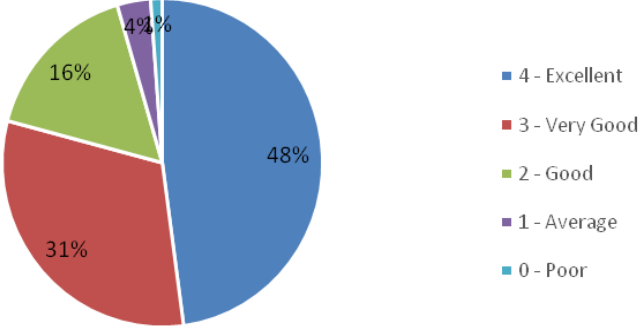
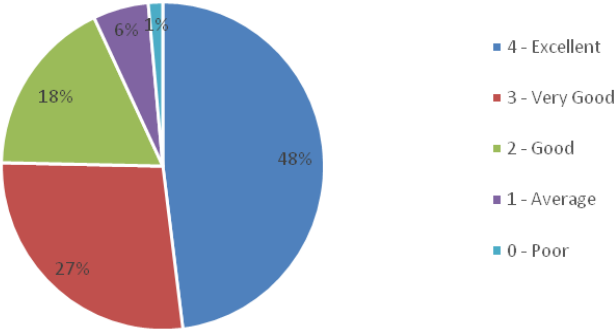
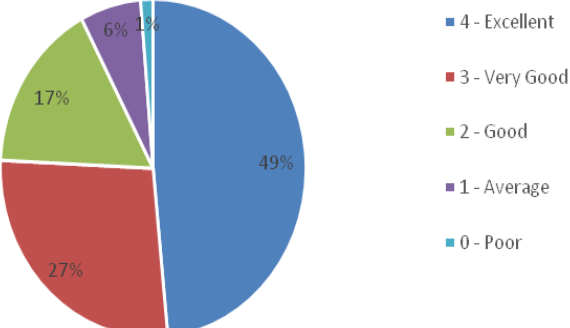
Feedback Analysis Report 2022-23 Published by IQAC, R D K College

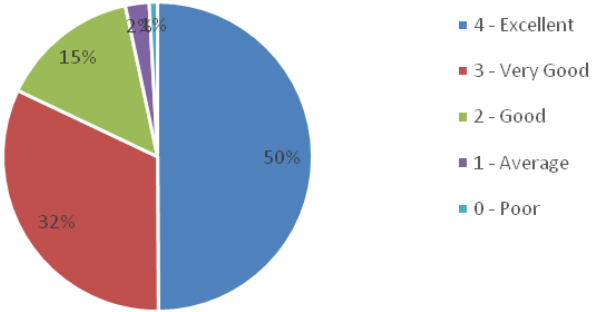
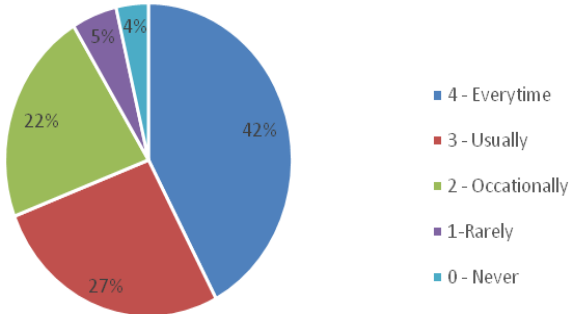
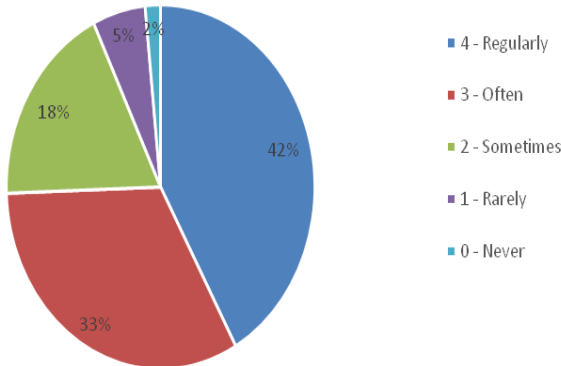
STUDENTS SATISFACTION SURVEY (বর্তমান এবং প্রাক্তন শিক্ষার্থীদের সন্তুষ্টি সমীক্ষা)

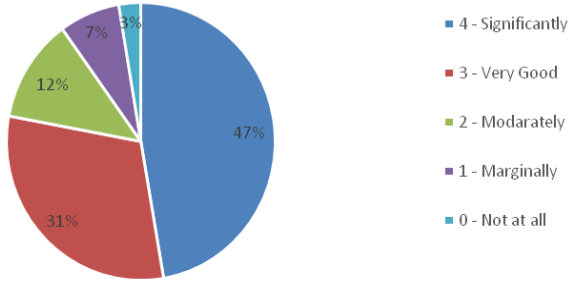
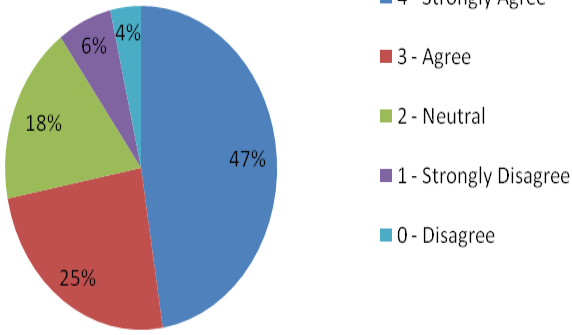
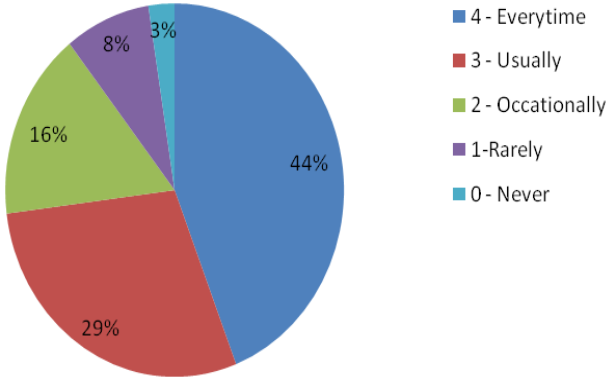
For the NAAC AQAR (2022-23), Students Satisfaction Survey (SSS) was conducted among the students of the college through the college website. The questionnaire has been framed based on NAAC guidelines. Students have rated the question in a scale of 0 to 4.

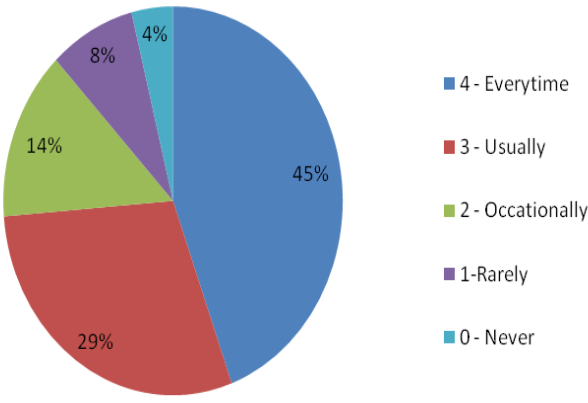
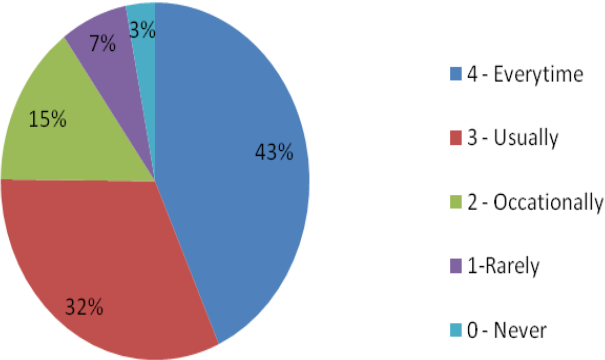
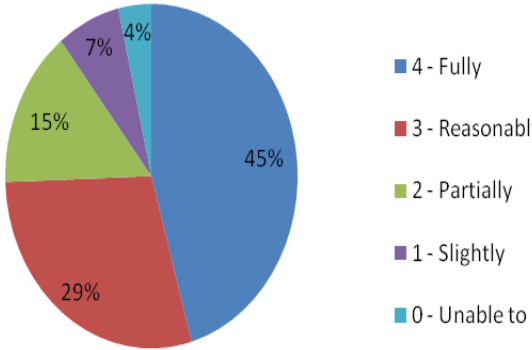
Total No of Respondents: 745

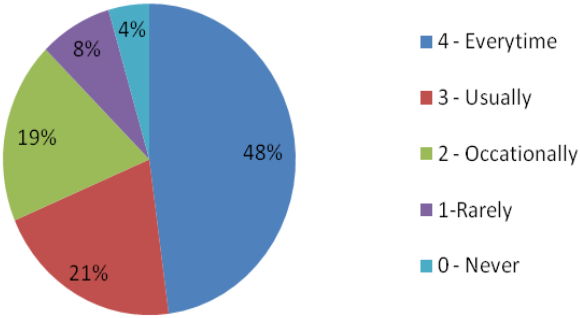
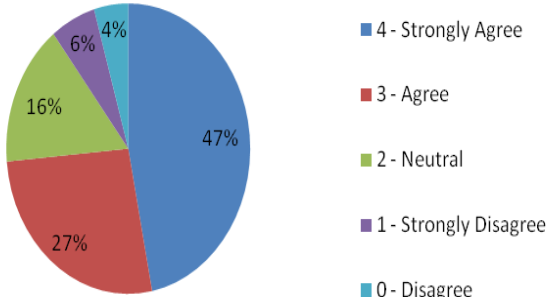
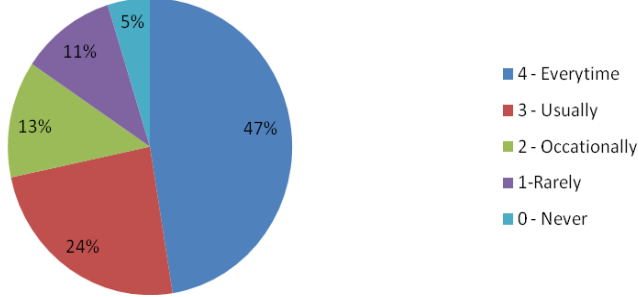
Response	Analysis	Action Taken												
<p>1.How much of the syllabus was covered in the class? (পাঠ্যক্রমের কত শতাংশ পূরণ হয়েছিল?)</p> <table border="1"><thead><tr><th>Rating</th><th>Percentage</th></tr></thead><tbody><tr><td>4 - 85-100%</td><td>46%</td></tr><tr><td>3 - 70-84%</td><td>30%</td></tr><tr><td>2 - 55-69%</td><td>12%</td></tr><tr><td>1 - 30-54%</td><td>8%</td></tr><tr><td>0 - <30%</td><td>4%</td></tr></tbody></table>	Rating	Percentage	4 - 85-100%	46%	3 - 70-84%	30%	2 - 55-69%	12%	1 - 30-54%	8%	0 - <30%	4%	<p>Nearly 85% of the students confirm that the syllabus has been mostly covered, though still spaces for improvement as there is other responses also.</p>	<p>Faculty Members try to take extra classes and remedial classes.</p>
Rating	Percentage													
4 - 85-100%	46%													
3 - 70-84%	30%													
2 - 55-69%	12%													
1 - 30-54%	8%													
0 - <30%	4%													

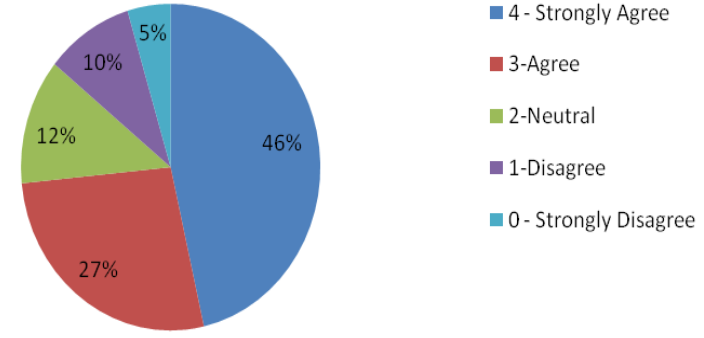
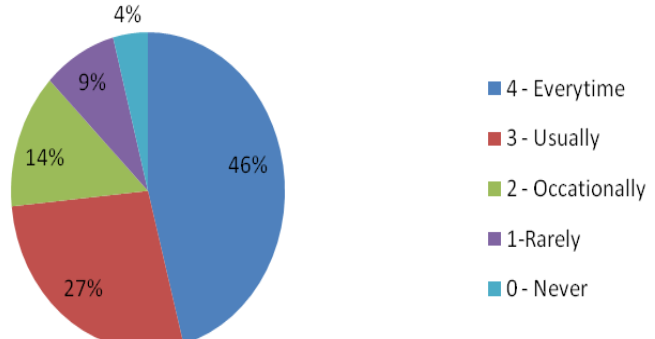
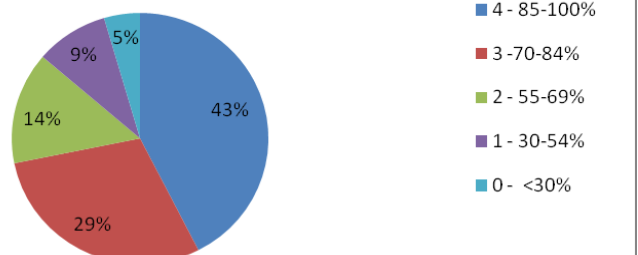
<p>2. How well did the teachers prepare for the classes? (শিক্ষকরা পাঠদানের জন্য কতটা প্রস্তুতি নিয়েছিলেন?)</p>  <table border="1"> <thead> <tr> <th>Rating</th> <th>Percentage</th> </tr> </thead> <tbody> <tr> <td>4 - Excellent</td> <td>48%</td> </tr> <tr> <td>3 - Very Good</td> <td>31%</td> </tr> <tr> <td>2 - Good</td> <td>16%</td> </tr> <tr> <td>1 - Average</td> <td>4%</td> </tr> <tr> <td>0 - Poor</td> <td>1%</td> </tr> </tbody> </table>	Rating	Percentage	4 - Excellent	48%	3 - Very Good	31%	2 - Good	16%	1 - Average	4%	0 - Poor	1%	<p>More than 80% students agreed to the Satisfactory and complete preparation for classes, which is encouraging.</p>	<p>A small fraction indicate poor performance, on which we are working.</p>
Rating	Percentage													
4 - Excellent	48%													
3 - Very Good	31%													
2 - Good	16%													
1 - Average	4%													
0 - Poor	1%													
<p>3. How well were the teachers able to communicate? (শিক্ষকরা কতটা ভাল যোগাযোগ করতে পেরেছিলেন?)</p>  <table border="1"> <thead> <tr> <th>Rating</th> <th>Percentage</th> </tr> </thead> <tbody> <tr> <td>4 - Excellent</td> <td>48%</td> </tr> <tr> <td>3 - Very Good</td> <td>27%</td> </tr> <tr> <td>2 - Good</td> <td>18%</td> </tr> <tr> <td>1 - Average</td> <td>6%</td> </tr> <tr> <td>0 - Poor</td> <td>1%</td> </tr> </tbody> </table>	Rating	Percentage	4 - Excellent	48%	3 - Very Good	27%	2 - Good	18%	1 - Average	6%	0 - Poor	1%	<p>The most important area of teaching-learning process and the spaces of continuous development are there. Nearly 80% response indicates a very healthy bonding between teachers and students.</p>	<p>To tackle the small fractions of low-communication, we are intensifying our Mentoring System.</p>
Rating	Percentage													
4 - Excellent	48%													
3 - Very Good	27%													
2 - Good	18%													
1 - Average	6%													
0 - Poor	1%													
<p>4. The teacher's approach to teaching can best be described as .. (শিক্ষকদের পাঠদান-পদ্ধতি সম্বন্ধে এককথা যথা বলা যেতে পারে ...)</p>  <table border="1"> <thead> <tr> <th>Rating</th> <th>Percentage</th> </tr> </thead> <tbody> <tr> <td>4 - Excellent</td> <td>49%</td> </tr> <tr> <td>3 - Very Good</td> <td>27%</td> </tr> <tr> <td>2 - Good</td> <td>17%</td> </tr> <tr> <td>1 - Average</td> <td>6%</td> </tr> <tr> <td>0 - Poor</td> <td>1%</td> </tr> </tbody> </table>	Rating	Percentage	4 - Excellent	49%	3 - Very Good	27%	2 - Good	17%	1 - Average	6%	0 - Poor	1%	<p>More than 80% of the responses are satisfying. This indicates good quality teaching is our top-most priority.</p>	<p>Though we follow the practice of continuous improvement of teaching methods.</p>
Rating	Percentage													
4 - Excellent	49%													
3 - Very Good	27%													
2 - Good	17%													
1 - Average	6%													
0 - Poor	1%													

<p>5. Fairness of the internal evaluation process by the teachers. (শিক্ষকদের অভ্যন্তরীণ মূল্যায়ন পদ্ধতির নিরপেক্ষতা)</p>  <table border="1"> <thead> <tr> <th>Rating</th> <th>Percentage</th> </tr> </thead> <tbody> <tr> <td>4 - Excellent</td> <td>50%</td> </tr> <tr> <td>3 - Very Good</td> <td>32%</td> </tr> <tr> <td>2 - Good</td> <td>15%</td> </tr> <tr> <td>1 - Average</td> <td>2%</td> </tr> <tr> <td>0 - Poor</td> <td>1%</td> </tr> </tbody> </table>	Rating	Percentage	4 - Excellent	50%	3 - Very Good	32%	2 - Good	15%	1 - Average	2%	0 - Poor	1%	<p>A large fraction of the students indicate fair and transparent internal evaluation, perhaps there are spaces for improvement.</p>	<p>To make sure the transparency of the process we are implementing online internal exams and publish the results on departmental websites.</p>
Rating	Percentage													
4 - Excellent	50%													
3 - Very Good	32%													
2 - Good	15%													
1 - Average	2%													
0 - Poor	1%													
<p>6. Was your performance in assignments discussed with you? (অ্যাসাইনমেন্টের পরে শিক্ষার্থীদের ফলাফল সম্বন্ধে শিক্ষকদের সঙ্গে আলোচনা করা হতোছিল?)</p>  <table border="1"> <thead> <tr> <th>Rating</th> <th>Percentage</th> </tr> </thead> <tbody> <tr> <td>4 - Everytime</td> <td>42%</td> </tr> <tr> <td>3 - Usually</td> <td>27%</td> </tr> <tr> <td>2 - Occasionally</td> <td>22%</td> </tr> <tr> <td>1 - Rarely</td> <td>5%</td> </tr> <tr> <td>0 - Never</td> <td>4%</td> </tr> </tbody> </table>	Rating	Percentage	4 - Everytime	42%	3 - Usually	27%	2 - Occasionally	22%	1 - Rarely	5%	0 - Never	4%	<p>Nearly 2/3rd of the responses denote a good discussion practice over submitted assignments. Some spaces are there for improvement.</p>	<p>Distributing the students under the guidance of different Mentors is solving the problem.</p>
Rating	Percentage													
4 - Everytime	42%													
3 - Usually	27%													
2 - Occasionally	22%													
1 - Rarely	5%													
0 - Never	4%													
<p>7. The institute takes active interest in promoting internship, student exchange, field visit. (কলেজ শিক্ষার্থীদের জন্য ইন্টার্নশীপ, স্টুডেন্ট এক্সচেঞ্জ, ফিল্ড ভিসিট সংক্রান্ত সুযোগের প্রচারে সক্রিয় ভূমিকা নিচ্ছে)</p>  <table border="1"> <thead> <tr> <th>Rating</th> <th>Percentage</th> </tr> </thead> <tbody> <tr> <td>4 - Regularly</td> <td>42%</td> </tr> <tr> <td>3 - Often</td> <td>33%</td> </tr> <tr> <td>2 - Sometimes</td> <td>18%</td> </tr> <tr> <td>1 - Rarely</td> <td>5%</td> </tr> <tr> <td>0 - Never</td> <td>2%</td> </tr> </tbody> </table>	Rating	Percentage	4 - Regularly	42%	3 - Often	33%	2 - Sometimes	18%	1 - Rarely	5%	0 - Never	2%	<p>A good portion of students take part in various activities both on curricular and extracurricular basis.</p>	<p>We are aiming to include all the students in various activities with the help of our Extension Activity Cell.</p>
Rating	Percentage													
4 - Regularly	42%													
3 - Often	33%													
2 - Sometimes	18%													
1 - Rarely	5%													
0 - Never	2%													

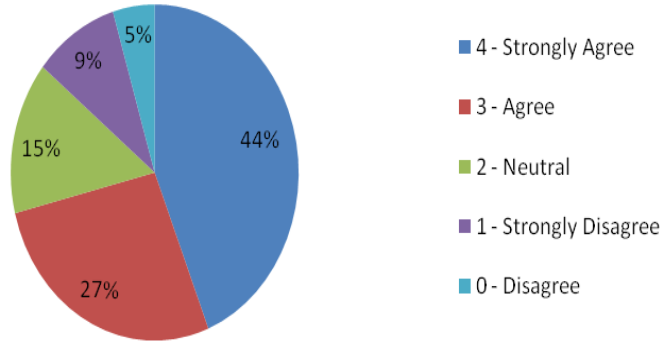
<p>8.The teaching and mentoring process in your institution facilitates you in cognitive, social and emotional growth. কলেজের শিক্ষাদান প্রক্রিয়া কি জ্ঞানীয় এবং সামাজিক ও মানসিক বিকাশে সহায়তা করেছে?</p>  <table border="1"> <thead> <tr> <th>Response</th> <th>Percentage</th> </tr> </thead> <tbody> <tr> <td>4 - Significantly</td> <td>47%</td> </tr> <tr> <td>3 - Very Good</td> <td>31%</td> </tr> <tr> <td>2 - Moderately</td> <td>12%</td> </tr> <tr> <td>1 - Marginally</td> <td>7%</td> </tr> <tr> <td>0 - Not at all</td> <td>3%</td> </tr> </tbody> </table>	Response	Percentage	4 - Significantly	47%	3 - Very Good	31%	2 - Moderately	12%	1 - Marginally	7%	0 - Not at all	3%	<p>Students are responding positively to the Teaching and Mentoring processes.</p>	<p>These activities have scopes for improvement .</p>
Response	Percentage													
4 - Significantly	47%													
3 - Very Good	31%													
2 - Moderately	12%													
1 - Marginally	7%													
0 - Not at all	3%													
<p>9.The institution provides multiple opportunities to learn and grow. (কলেজ শিক্ষা এবং অগ্রগতির ক্ষেত্রে একাধিক সুযোগ-সুবিধা দেয়...)</p>  <table border="1"> <thead> <tr> <th>Response</th> <th>Percentage</th> </tr> </thead> <tbody> <tr> <td>4 - Strongly Agree</td> <td>47%</td> </tr> <tr> <td>3 - Agree</td> <td>25%</td> </tr> <tr> <td>2 - Neutral</td> <td>18%</td> </tr> <tr> <td>1 - Strongly Disagree</td> <td>6%</td> </tr> <tr> <td>0 - Disagree</td> <td>4%</td> </tr> </tbody> </table>	Response	Percentage	4 - Strongly Agree	47%	3 - Agree	25%	2 - Neutral	18%	1 - Strongly Disagree	6%	0 - Disagree	4%	<p>The institution provides various ways to mould the students into responsible citizens with moral values for a happy society.</p>	
Response	Percentage													
4 - Strongly Agree	47%													
3 - Agree	25%													
2 - Neutral	18%													
1 - Strongly Disagree	6%													
0 - Disagree	4%													
<p>10.Teachers inform you about your expected competencies, course outcomes and programme outcomes. শিক্ষকেরা শিক্ষার্থীদের প্রত্যাশিত দক্ষতা এবং কোর্স ও প্রোগ্রামের ফলাফল সম্পর্কে অবহিত করেন?</p>  <table border="1"> <thead> <tr> <th>Response</th> <th>Percentage</th> </tr> </thead> <tbody> <tr> <td>4 - Evertime</td> <td>44%</td> </tr> <tr> <td>3 - Usually</td> <td>29%</td> </tr> <tr> <td>2 - Occasionally</td> <td>16%</td> </tr> <tr> <td>1 - Rarely</td> <td>8%</td> </tr> <tr> <td>0 - Never</td> <td>3%</td> </tr> </tbody> </table>	Response	Percentage	4 - Evertime	44%	3 - Usually	29%	2 - Occasionally	16%	1 - Rarely	8%	0 - Never	3%	<p>As per the response, students are well aware about their curriculum and its outcomes.</p>	<p>Every department put these materials in their respective departmental websites when the session begins.</p>
Response	Percentage													
4 - Evertime	44%													
3 - Usually	29%													
2 - Occasionally	16%													
1 - Rarely	8%													
0 - Never	3%													

<p>11. Your mentor does a necessary follow-up with an assigned task to you. আপনার পরামর্শদাতা (মেন্টর) নির্ধারিত কার্য (টাস্ক) দানের দ্বারা আপনাকে সর্বদা বজর রাখেন...</p>  <table border="1"> <thead> <tr> <th>Frequency</th> <th>Percentage</th> </tr> </thead> <tbody> <tr> <td>4 - Everytime</td> <td>45%</td> </tr> <tr> <td>3 - Usually</td> <td>29%</td> </tr> <tr> <td>2 - Occasionally</td> <td>14%</td> </tr> <tr> <td>1 - Rarely</td> <td>8%</td> </tr> <tr> <td>0 - Never</td> <td>4%</td> </tr> </tbody> </table>	Frequency	Percentage	4 - Everytime	45%	3 - Usually	29%	2 - Occasionally	14%	1 - Rarely	8%	0 - Never	4%	<p>Majority of them got a Mentor as their guide, but improvement needs to be done.</p>	<p>We are intensifying our Mentor-mentee meets and activities.</p>
Frequency	Percentage													
4 - Everytime	45%													
3 - Usually	29%													
2 - Occasionally	14%													
1 - Rarely	8%													
0 - Never	4%													
<p>12. The teachers illustrate the concepts through examples and applications. শিক্ষকেরা উদাহরণ এবং প্রয়োগের দ্বারা বিষয়গুলিকে চিত্রিত করেন...</p>  <table border="1"> <thead> <tr> <th>Frequency</th> <th>Percentage</th> </tr> </thead> <tbody> <tr> <td>4 - Everytime</td> <td>43%</td> </tr> <tr> <td>3 - Usually</td> <td>32%</td> </tr> <tr> <td>2 - Occasionally</td> <td>15%</td> </tr> <tr> <td>1 - Rarely</td> <td>7%</td> </tr> <tr> <td>0 - Never</td> <td>3%</td> </tr> </tbody> </table>	Frequency	Percentage	4 - Everytime	43%	3 - Usually	32%	2 - Occasionally	15%	1 - Rarely	7%	0 - Never	3%	<p>As the feedback indicates most of the teachers use innovative teaching methods for better understanding of the curriculum.</p>	<p>We are focusing on the continuous improvement of our teaching methods.</p>
Frequency	Percentage													
4 - Everytime	43%													
3 - Usually	32%													
2 - Occasionally	15%													
1 - Rarely	7%													
0 - Never	3%													
<p>13. The teachers identify your strengths and encourage you with providing right level of challenges. শিক্ষকেরা শিক্ষার্থীদের শক্তিগুলি চিহ্নিত করে উপযুক্ত পর্যায়ে তাদের যোগ্যতা প্রমাণের জন্য উদ্বুদ্ধ করে ...</p>  <table border="1"> <thead> <tr> <th>Frequency</th> <th>Percentage</th> </tr> </thead> <tbody> <tr> <td>4 - Fully</td> <td>45%</td> </tr> <tr> <td>3 - Reasonably</td> <td>29%</td> </tr> <tr> <td>2 - Partially</td> <td>15%</td> </tr> <tr> <td>1 - Slightly</td> <td>7%</td> </tr> <tr> <td>0 - Unable to</td> <td>4%</td> </tr> </tbody> </table>	Frequency	Percentage	4 - Fully	45%	3 - Reasonably	29%	2 - Partially	15%	1 - Slightly	7%	0 - Unable to	4%	<p>A good number of students get the support from the faculty members so that they can excel in their careers, not only in the purpose of study but other aspects of life also.</p>	
Frequency	Percentage													
4 - Fully	45%													
3 - Reasonably	29%													
2 - Partially	15%													
1 - Slightly	7%													
0 - Unable to	4%													

<p>14. Teachers are able to identify your weaknesses and help you to overcome them. শিক্ষকেরা শিক্ষার্থীদের দুর্বলতা গুলি চিহ্নিত করে , সেগুলি কাটিয়ে উঠতে সহায়তা করতে সক্ষম হন...</p>  <table border="1"> <thead> <tr> <th>Response</th> <th>Percentage</th> </tr> </thead> <tbody> <tr> <td>4 - Everytime</td> <td>48%</td> </tr> <tr> <td>3 - Usually</td> <td>21%</td> </tr> <tr> <td>2 - Occasionally</td> <td>19%</td> </tr> <tr> <td>1 - Rarely</td> <td>8%</td> </tr> <tr> <td>0 - Never</td> <td>4%</td> </tr> </tbody> </table>	Response	Percentage	4 - Everytime	48%	3 - Usually	21%	2 - Occasionally	19%	1 - Rarely	8%	0 - Never	4%	<p>Students seem to be satisfied by the support they get from the teachers, still there is scope for improvement.</p>	<p>The smaller no of poor feedback should be dealt with.</p>
Response	Percentage													
4 - Everytime	48%													
3 - Usually	21%													
2 - Occasionally	19%													
1 - Rarely	8%													
0 - Never	4%													
<p>15. The institution makes effort to engage students in the monitoring, review and continuous quality improvement of the teaching learning process. (কলেজ শিক্ষণ-শিখন প্রক্রিয়া পরবেক্ষণ, পর্যালোচনা এবং ধারা বাহিক মালের উন্নতিতে শিক্ষার্থীদের জড়িত রাখার প</p>  <table border="1"> <thead> <tr> <th>Response</th> <th>Percentage</th> </tr> </thead> <tbody> <tr> <td>4 - Strongly Agree</td> <td>47%</td> </tr> <tr> <td>3 - Agree</td> <td>27%</td> </tr> <tr> <td>2 - Neutral</td> <td>16%</td> </tr> <tr> <td>1 - Strongly Disagree</td> <td>6%</td> </tr> <tr> <td>0 - Disagree</td> <td>4%</td> </tr> </tbody> </table>	Response	Percentage	4 - Strongly Agree	47%	3 - Agree	27%	2 - Neutral	16%	1 - Strongly Disagree	6%	0 - Disagree	4%	<p>Feedback looks quite satisfactory, but the authority positively looks for the reasons for disagreement.</p>	
Response	Percentage													
4 - Strongly Agree	47%													
3 - Agree	27%													
2 - Neutral	16%													
1 - Strongly Disagree	6%													
0 - Disagree	4%													
<p>16. The institute/ teachers use student centric methods, such as experiential learning, participative learning and problem solving methodologies for enhancing learning experiences. (কলেজের শিক্ষকে শিক্ষার্থী -কেন্দ্রিক পদ্ধতি যেমন- পরীক্ষা</p>  <table border="1"> <thead> <tr> <th>Response</th> <th>Percentage</th> </tr> </thead> <tbody> <tr> <td>4 - Everytime</td> <td>47%</td> </tr> <tr> <td>3 - Usually</td> <td>24%</td> </tr> <tr> <td>2 - Occasionally</td> <td>13%</td> </tr> <tr> <td>1 - Rarely</td> <td>11%</td> </tr> <tr> <td>0 - Never</td> <td>5%</td> </tr> </tbody> </table>	Response	Percentage	4 - Everytime	47%	3 - Usually	24%	2 - Occasionally	13%	1 - Rarely	11%	0 - Never	5%	<p>Most of the faculties of this institute use innovative methodologies for teaching as indicated on the responses.</p>	
Response	Percentage													
4 - Everytime	47%													
3 - Usually	24%													
2 - Occasionally	13%													
1 - Rarely	11%													
0 - Never	5%													

<p>17. Teachers encourage you to participate in extracurricular activities. (শিক্ষকেরা শিক্ষার্থীদের বহির্মুখী কার্যক্রমে অংশ নিতে উৎসাহিত করেন...)</p>  <table border="1"> <thead> <tr> <th>Response</th> <th>Percentage</th> </tr> </thead> <tbody> <tr> <td>4 - Strongly Agree</td> <td>46%</td> </tr> <tr> <td>3 - Agree</td> <td>27%</td> </tr> <tr> <td>2 - Neutral</td> <td>12%</td> </tr> <tr> <td>1 - Disagree</td> <td>10%</td> </tr> <tr> <td>0 - Strongly Disagree</td> <td>5%</td> </tr> </tbody> </table>	Response	Percentage	4 - Strongly Agree	46%	3 - Agree	27%	2 - Neutral	12%	1 - Disagree	10%	0 - Strongly Disagree	5%	<p>Nearly 70% students agreed as they are encouraged to take part in various activities apart from the curriculum.</p>	<p>We are taking various initiatives to increase the activities with the help of multiple Cells.</p>
Response	Percentage													
4 - Strongly Agree	46%													
3 - Agree	27%													
2 - Neutral	12%													
1 - Disagree	10%													
0 - Strongly Disagree	5%													
<p>18. Efforts are made by the institute/ teachers to inculcate soft skills, life skills and employability skills to make you ready for the world of work. (কলেজের শিক্ষকগণ শিক্ষার্থীদের কর্মজগতে প্রস্তুত করার জন্য বাস্তবভাবে দক্ষ করার প্রচেষ্টা চালিয়ে যাচ্ছেন..)</p>  <table border="1"> <thead> <tr> <th>Response</th> <th>Percentage</th> </tr> </thead> <tbody> <tr> <td>4 - Everytime</td> <td>46%</td> </tr> <tr> <td>3 - Usually</td> <td>27%</td> </tr> <tr> <td>2 - Occasionally</td> <td>14%</td> </tr> <tr> <td>1 - Rarely</td> <td>9%</td> </tr> <tr> <td>0 - Never</td> <td>4%</td> </tr> </tbody> </table>	Response	Percentage	4 - Everytime	46%	3 - Usually	27%	2 - Occasionally	14%	1 - Rarely	9%	0 - Never	4%	<p>Response is good but there are opportunities to take initiatives for skill development.</p>	
Response	Percentage													
4 - Everytime	46%													
3 - Usually	27%													
2 - Occasionally	14%													
1 - Rarely	9%													
0 - Never	4%													
<p>19. What percentage of teachers use ICT tools such as LCD projector, Multimedia, etc. while teaching. (শিক্ষকেরা পড়ানোর সময় কত শতাংশ আইসিটি সরঞ্জাম যেমন-- এলসিডি প্রজেক্টর, মাল্টিমিডিয়া ইত্যাদি ব্যবহার করেন?)</p>  <table border="1"> <thead> <tr> <th>Response</th> <th>Percentage</th> </tr> </thead> <tbody> <tr> <td>4 - 85-100%</td> <td>43%</td> </tr> <tr> <td>3 - 70-84%</td> <td>29%</td> </tr> <tr> <td>2 - 55-69%</td> <td>14%</td> </tr> <tr> <td>1 - 30-54%</td> <td>9%</td> </tr> <tr> <td>0 - <30%</td> <td>5%</td> </tr> </tbody> </table>	Response	Percentage	4 - 85-100%	43%	3 - 70-84%	29%	2 - 55-69%	14%	1 - 30-54%	9%	0 - <30%	5%	<p>Good number faculty members use these methods, but few are not that much ICT based innovative practice.</p>	
Response	Percentage													
4 - 85-100%	43%													
3 - 70-84%	29%													
2 - 55-69%	14%													
1 - 30-54%	9%													
0 - <30%	5%													

20. The overall quality of teaching-learning process in your institute is very good. (কলেজের টিচিং-লার্নিং প্রক্রিয়ার সামগ্রিক মান খুব ভাল...)



Nearly 70% of students consider this institute to be a good place to learn.