



# Rani Dhanya Kumari College

PO. Jiaganj, Dist. Murshidabad, State. West Bengal, PIN-742123

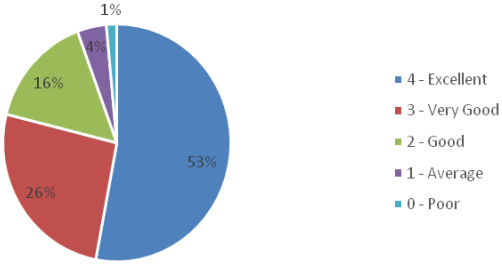
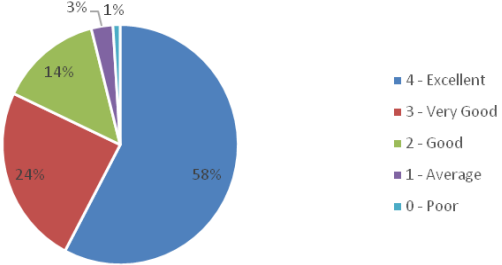
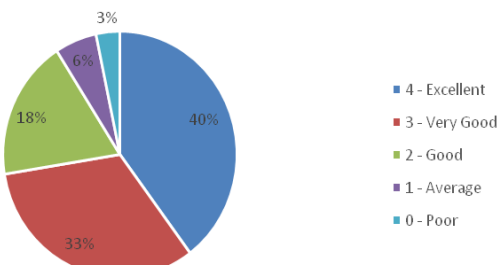
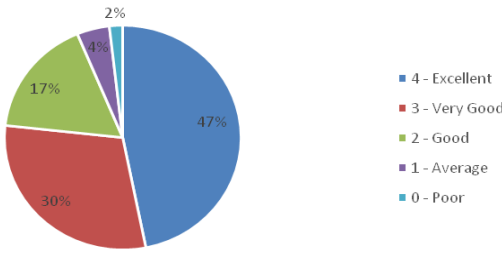
Website: <http://www.rdkcollege.in>

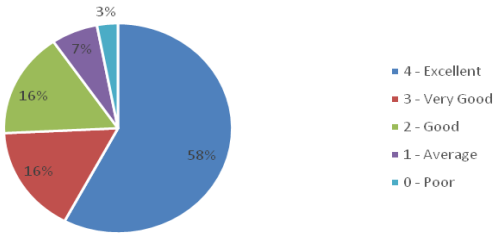
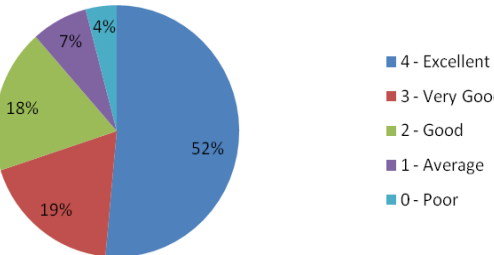
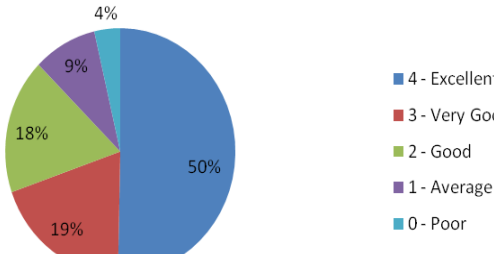
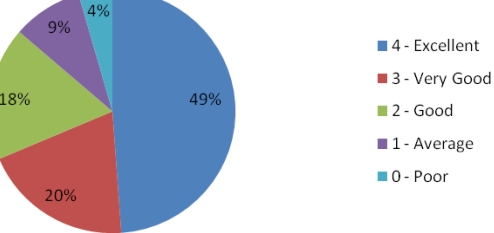
## Feedback Analysis Report: 2019-20

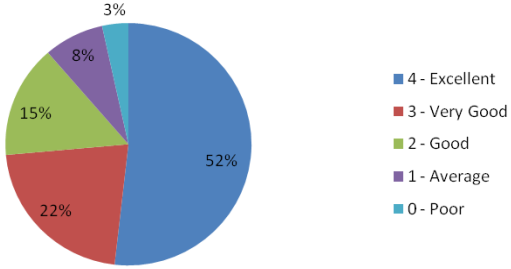
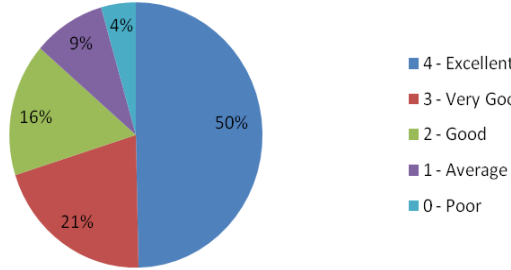
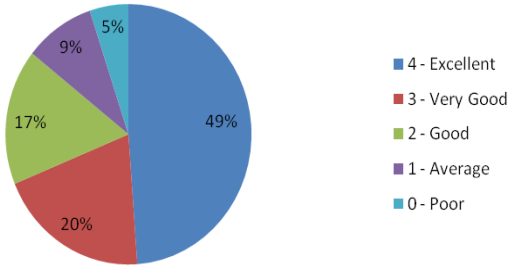
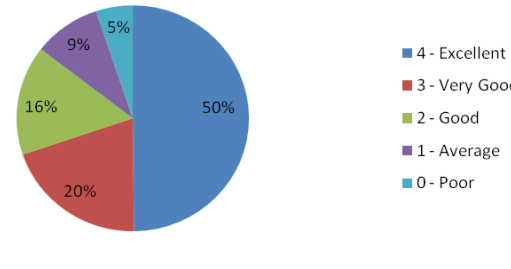
STUDENTS SATISFACTION SURVEY (বর্তমান এবং প্রাক্তন শিক্ষার্থীদের সন্তুষ্টি সমীক্ষা)

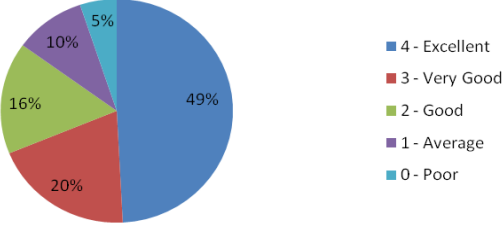
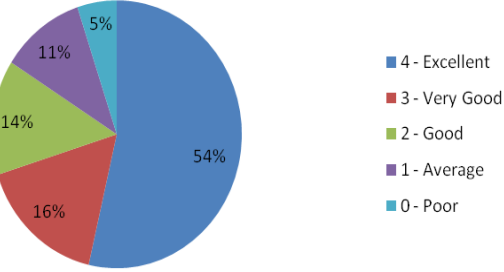
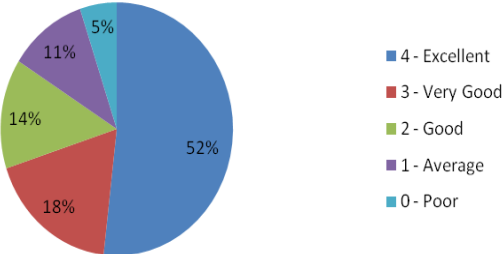
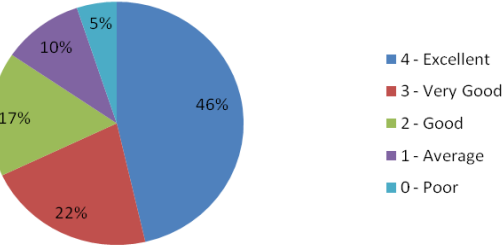
Total Respondents: 606

Response	Analysis	Action Taken												
<p><b>1. How much of the syllabus was covered in the class?</b></p> <table border="1"> <caption>Syllabus Coverage Data</caption> <thead> <tr> <th>Percentage</th> <th>Category</th> </tr> </thead> <tbody> <tr> <td>45%</td> <td>85-100%</td> </tr> <tr> <td>29%</td> <td>70-84%</td> </tr> <tr> <td>14%</td> <td>55-69%</td> </tr> <tr> <td>8%</td> <td>30-54%</td> </tr> <tr> <td>4%</td> <td>0-30%</td> </tr> </tbody> </table>	Percentage	Category	45%	85-100%	29%	70-84%	14%	55-69%	8%	30-54%	4%	0-30%	<p>Nearly 70 percent of the students confirm that the syllabus has been mostly covered, though still spaces for improvement as there is other responses also.</p>	<p>Faculty Members try to take extra classes and remedial classes.</p>
Percentage	Category													
45%	85-100%													
29%	70-84%													
14%	55-69%													
8%	30-54%													
4%	0-30%													
<p><b>2. How well did the teachers prepare for the classes?</b></p> <table border="1"> <caption>Teacher Preparation Data</caption> <thead> <tr> <th>Percentage</th> <th>Category</th> </tr> </thead> <tbody> <tr> <td>51%</td> <td>4 - Excellent</td> </tr> <tr> <td>29%</td> <td>3 - Very Good</td> </tr> <tr> <td>15%</td> <td>2 - Good</td> </tr> <tr> <td>4%</td> <td>1 - Average</td> </tr> <tr> <td>1%</td> <td>0 - Poor</td> </tr> </tbody> </table>	Percentage	Category	51%	4 - Excellent	29%	3 - Very Good	15%	2 - Good	4%	1 - Average	1%	0 - Poor	<p>More than 80 percent students agreed to the Satisfactory and complete preparation for classes, which is encouraging.</p>	<p>A small fraction indicates poor performance, on which we are working.</p>
Percentage	Category													
51%	4 - Excellent													
29%	3 - Very Good													
15%	2 - Good													
4%	1 - Average													
1%	0 - Poor													
<p><b>3. How well were the teachers able to communicate?</b></p> <table border="1"> <caption>Teacher Communication Data</caption> <thead> <tr> <th>Percentage</th> <th>Category</th> </tr> </thead> <tbody> <tr> <td>49%</td> <td>4 - Excellent</td> </tr> <tr> <td>31%</td> <td>3 - Very Good</td> </tr> <tr> <td>13%</td> <td>2 - Good</td> </tr> <tr> <td>5%</td> <td>1 - Average</td> </tr> <tr> <td>2%</td> <td>0 - Poor</td> </tr> </tbody> </table>	Percentage	Category	49%	4 - Excellent	31%	3 - Very Good	13%	2 - Good	5%	1 - Average	2%	0 - Poor	<p>The most important area of teaching-learning process and the spaces of continuous development are there. Nearly 80 percent response indicates a very healthy bonding between teachers and students.</p>	<p>To tackle the small fractions of low-communication, we are intensifying our Mentoring System.</p>
Percentage	Category													
49%	4 - Excellent													
31%	3 - Very Good													
13%	2 - Good													
5%	1 - Average													
2%	0 - Poor													

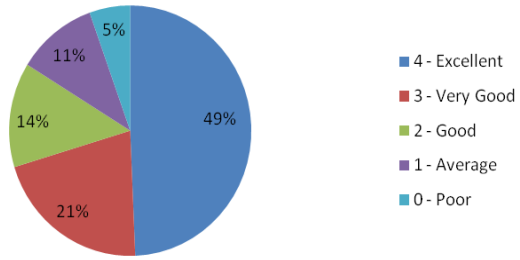
<p><b>4.The teacher’s approach to teaching can best be described as</b></p>  <p>■ 4 - Excellent ■ 3 - Very Good ■ 2 - Good ■ 1 - Average ■ 0 - Poor</p>	<p>More than 80 percent of the responses are satisfying. This indicates good quality teaching is our top most priority.</p>	<p>Though we follow the practice of continuous improvement of teaching methods.</p>
<p><b>5. Fairness of the internal evaluation process by the teachers.</b></p>  <p>■ 4 - Excellent ■ 3 - Very Good ■ 2 - Good ■ 1 - Average ■ 0 - Poor</p>	<p>A large fraction of the students indicates fair and transparent internal evaluation, perhaps there are spaces for improvement.</p>	<p>To make sure the transparency of the process we are implementing online internal exams and publish the results on departmental websites.</p>
<p><b>6.Was your performance in assignments discussed with you?</b></p>  <p>■ 4 - Excellent ■ 3 - Very Good ■ 2 - Good ■ 1 - Average ■ 0 - Poor</p>	<p>Nearly two-third of the responses denote a good discussion practice over Submitted assignments. Some spaces are there for improvement.</p>	<p>Distributing the students under the guidance of different Mentors is solving the problem.</p>
<p><b>7.The institute takes active interest in promoting internship, student exchange, field visit.</b></p>  <p>■ 4 - Excellent ■ 3 - Very Good ■ 2 - Good ■ 1 - Average ■ 0 - Poor</p>	<p>A good portion of students take part in various activities both on curricular and extracurricular basis.</p>	<p>We are aiming to include all the students in various activities with the help of our Extension Activity Cell.</p>

<p><b>8.The teaching and mentoring process in your institution facilitates you in cognitive, social and emotional growth.</b></p>  <table border="1"> <thead> <tr> <th>Rating</th> <th>Percentage</th> </tr> </thead> <tbody> <tr> <td>4 - Excellent</td> <td>58%</td> </tr> <tr> <td>3 - Very Good</td> <td>16%</td> </tr> <tr> <td>2 - Good</td> <td>16%</td> </tr> <tr> <td>1 - Average</td> <td>7%</td> </tr> <tr> <td>0 - Poor</td> <td>3%</td> </tr> </tbody> </table>	Rating	Percentage	4 - Excellent	58%	3 - Very Good	16%	2 - Good	16%	1 - Average	7%	0 - Poor	3%	<p>Students are responding positively to the Teaching and Mentoring processes.</p>	<p>These activities have scopes for improvement.</p>
Rating	Percentage													
4 - Excellent	58%													
3 - Very Good	16%													
2 - Good	16%													
1 - Average	7%													
0 - Poor	3%													
<p><b>9.The institution provides multiple opportunities to learn and grow.</b></p>  <table border="1"> <thead> <tr> <th>Rating</th> <th>Percentage</th> </tr> </thead> <tbody> <tr> <td>4 - Excellent</td> <td>52%</td> </tr> <tr> <td>3 - Very Good</td> <td>19%</td> </tr> <tr> <td>2 - Good</td> <td>18%</td> </tr> <tr> <td>1 - Average</td> <td>7%</td> </tr> <tr> <td>0 - Poor</td> <td>4%</td> </tr> </tbody> </table>	Rating	Percentage	4 - Excellent	52%	3 - Very Good	19%	2 - Good	18%	1 - Average	7%	0 - Poor	4%	<p>The institution provides various ways to mould the students into responsible citizens with moral values for a happy society.</p>	
Rating	Percentage													
4 - Excellent	52%													
3 - Very Good	19%													
2 - Good	18%													
1 - Average	7%													
0 - Poor	4%													
<p><b>10.Teachers inform you about your expected competencies, course outcomes and programme outcomes.</b></p>  <table border="1"> <thead> <tr> <th>Rating</th> <th>Percentage</th> </tr> </thead> <tbody> <tr> <td>4 - Excellent</td> <td>50%</td> </tr> <tr> <td>3 - Very Good</td> <td>19%</td> </tr> <tr> <td>2 - Good</td> <td>18%</td> </tr> <tr> <td>1 - Average</td> <td>9%</td> </tr> <tr> <td>0 - Poor</td> <td>4%</td> </tr> </tbody> </table>	Rating	Percentage	4 - Excellent	50%	3 - Very Good	19%	2 - Good	18%	1 - Average	9%	0 - Poor	4%	<p>As per the response, students are well-aware about their curriculum and its outcomes.</p>	<p>Every department put these materials in their respective departmental websites when the session begins.</p>
Rating	Percentage													
4 - Excellent	50%													
3 - Very Good	19%													
2 - Good	18%													
1 - Average	9%													
0 - Poor	4%													
<p><b>11.Your mentor does a necessary follow-up with an assigned task to you.</b></p>  <table border="1"> <thead> <tr> <th>Rating</th> <th>Percentage</th> </tr> </thead> <tbody> <tr> <td>4 - Excellent</td> <td>49%</td> </tr> <tr> <td>3 - Very Good</td> <td>20%</td> </tr> <tr> <td>2 - Good</td> <td>18%</td> </tr> <tr> <td>1 - Average</td> <td>9%</td> </tr> <tr> <td>0 - Poor</td> <td>4%</td> </tr> </tbody> </table>	Rating	Percentage	4 - Excellent	49%	3 - Very Good	20%	2 - Good	18%	1 - Average	9%	0 - Poor	4%	<p>Majority of them got a Mentor as their guide, but improvement needs to be done.</p>	<p>We are intensifying our Mentor-Mentee meets and activities.</p>
Rating	Percentage													
4 - Excellent	49%													
3 - Very Good	20%													
2 - Good	18%													
1 - Average	9%													
0 - Poor	4%													

<p><b>12.The teachers illustrate the concepts through examples and applications.</b></p>  <table border="1"> <thead> <tr> <th>Rating</th> <th>Percentage</th> </tr> </thead> <tbody> <tr> <td>4 - Excellent</td> <td>52%</td> </tr> <tr> <td>3 - Very Good</td> <td>22%</td> </tr> <tr> <td>2 - Good</td> <td>15%</td> </tr> <tr> <td>1 - Average</td> <td>8%</td> </tr> <tr> <td>0 - Poor</td> <td>3%</td> </tr> </tbody> </table>	Rating	Percentage	4 - Excellent	52%	3 - Very Good	22%	2 - Good	15%	1 - Average	8%	0 - Poor	3%	<p>As the feedback indicates most of the teachers use innovative teaching methods for better understanding of the curriculum.</p>	<p>We are focusing on the continuous improvement of our teaching methods.</p>
Rating	Percentage													
4 - Excellent	52%													
3 - Very Good	22%													
2 - Good	15%													
1 - Average	8%													
0 - Poor	3%													
<p><b>13.The teachers identify your strengths and encourage you with providing right level of challenges.</b></p>  <table border="1"> <thead> <tr> <th>Rating</th> <th>Percentage</th> </tr> </thead> <tbody> <tr> <td>4 - Excellent</td> <td>50%</td> </tr> <tr> <td>3 - Very Good</td> <td>21%</td> </tr> <tr> <td>2 - Good</td> <td>16%</td> </tr> <tr> <td>1 - Average</td> <td>9%</td> </tr> <tr> <td>0 - Poor</td> <td>4%</td> </tr> </tbody> </table>	Rating	Percentage	4 - Excellent	50%	3 - Very Good	21%	2 - Good	16%	1 - Average	9%	0 - Poor	4%	<p>A good number of students get the support from the faculty members so that they can excel in their careers, not only in the purpose of study but other aspects of life also.</p>	
Rating	Percentage													
4 - Excellent	50%													
3 - Very Good	21%													
2 - Good	16%													
1 - Average	9%													
0 - Poor	4%													
<p><b>14.Teachers are able to identify your weaknesses and help you to overcome them.</b></p>  <table border="1"> <thead> <tr> <th>Rating</th> <th>Percentage</th> </tr> </thead> <tbody> <tr> <td>4 - Excellent</td> <td>49%</td> </tr> <tr> <td>3 - Very Good</td> <td>20%</td> </tr> <tr> <td>2 - Good</td> <td>17%</td> </tr> <tr> <td>1 - Average</td> <td>9%</td> </tr> <tr> <td>0 - Poor</td> <td>5%</td> </tr> </tbody> </table>	Rating	Percentage	4 - Excellent	49%	3 - Very Good	20%	2 - Good	17%	1 - Average	9%	0 - Poor	5%	<p>Students seem to be satisfied by the support they get from the teachers, still there is scope for improvement.</p>	<p>The smaller no of poor feedback should be dealt with.</p>
Rating	Percentage													
4 - Excellent	49%													
3 - Very Good	20%													
2 - Good	17%													
1 - Average	9%													
0 - Poor	5%													
<p><b>15.The institution makes effort to engage students in the monitoring, review and continuous quality improvement of the teaching learning process.</b></p>  <table border="1"> <thead> <tr> <th>Rating</th> <th>Percentage</th> </tr> </thead> <tbody> <tr> <td>4 - Excellent</td> <td>50%</td> </tr> <tr> <td>3 - Very Good</td> <td>20%</td> </tr> <tr> <td>2 - Good</td> <td>16%</td> </tr> <tr> <td>1 - Average</td> <td>9%</td> </tr> <tr> <td>0 - Poor</td> <td>5%</td> </tr> </tbody> </table>	Rating	Percentage	4 - Excellent	50%	3 - Very Good	20%	2 - Good	16%	1 - Average	9%	0 - Poor	5%	<p>Feedback looks quite satisfactory, but the authority positively looks for the reasons for disagreement.</p>	
Rating	Percentage													
4 - Excellent	50%													
3 - Very Good	20%													
2 - Good	16%													
1 - Average	9%													
0 - Poor	5%													

<p><b>16.The institute/ teachers use student centric methods, such as experiential learning, participative learning and problem solving methodologies for enhancing learning experiences.</b></p>  <table border="1"> <thead> <tr> <th>Rating</th> <th>Percentage</th> </tr> </thead> <tbody> <tr> <td>4 - Excellent</td> <td>49%</td> </tr> <tr> <td>3 - Very Good</td> <td>20%</td> </tr> <tr> <td>2 - Good</td> <td>16%</td> </tr> <tr> <td>1 - Average</td> <td>10%</td> </tr> <tr> <td>0 - Poor</td> <td>5%</td> </tr> </tbody> </table>	Rating	Percentage	4 - Excellent	49%	3 - Very Good	20%	2 - Good	16%	1 - Average	10%	0 - Poor	5%	<p>Most of the faculties of this institute use innovative methodologies for teaching as indicated on the responses.</p>	
Rating	Percentage													
4 - Excellent	49%													
3 - Very Good	20%													
2 - Good	16%													
1 - Average	10%													
0 - Poor	5%													
<p><b>17.Teachers encourage you to participate in extracurricular activities.</b></p>  <table border="1"> <thead> <tr> <th>Rating</th> <th>Percentage</th> </tr> </thead> <tbody> <tr> <td>4 - Excellent</td> <td>54%</td> </tr> <tr> <td>3 - Very Good</td> <td>16%</td> </tr> <tr> <td>2 - Good</td> <td>14%</td> </tr> <tr> <td>1 - Average</td> <td>11%</td> </tr> <tr> <td>0 - Poor</td> <td>5%</td> </tr> </tbody> </table>	Rating	Percentage	4 - Excellent	54%	3 - Very Good	16%	2 - Good	14%	1 - Average	11%	0 - Poor	5%	<p>Nearly 87 percent students agreed as they are encouraged to take part in various activities apart from the curriculum.</p>	<p>We are taking various initiatives to increase the activities with the help of multiple Cells.</p>
Rating	Percentage													
4 - Excellent	54%													
3 - Very Good	16%													
2 - Good	14%													
1 - Average	11%													
0 - Poor	5%													
<p><b>18.Efforts are made by the institute/ teachers to inculcate soft skills, life skills and employability skills to make you ready for the world of work.</b></p>  <table border="1"> <thead> <tr> <th>Rating</th> <th>Percentage</th> </tr> </thead> <tbody> <tr> <td>4 - Excellent</td> <td>52%</td> </tr> <tr> <td>3 - Very Good</td> <td>18%</td> </tr> <tr> <td>2 - Good</td> <td>14%</td> </tr> <tr> <td>1 - Average</td> <td>11%</td> </tr> <tr> <td>0 - Poor</td> <td>5%</td> </tr> </tbody> </table>	Rating	Percentage	4 - Excellent	52%	3 - Very Good	18%	2 - Good	14%	1 - Average	11%	0 - Poor	5%	<p>Response is good but there are opportunities to take initiatives for skill development.</p>	
Rating	Percentage													
4 - Excellent	52%													
3 - Very Good	18%													
2 - Good	14%													
1 - Average	11%													
0 - Poor	5%													
<p><b>19.What percentage of teachers use ICT tools such as LCD projector, Multimedia, etc. while teaching.</b></p>  <table border="1"> <thead> <tr> <th>Rating</th> <th>Percentage</th> </tr> </thead> <tbody> <tr> <td>4 - Excellent</td> <td>46%</td> </tr> <tr> <td>3 - Very Good</td> <td>22%</td> </tr> <tr> <td>2 - Good</td> <td>17%</td> </tr> <tr> <td>1 - Average</td> <td>10%</td> </tr> <tr> <td>0 - Poor</td> <td>5%</td> </tr> </tbody> </table>	Rating	Percentage	4 - Excellent	46%	3 - Very Good	22%	2 - Good	17%	1 - Average	10%	0 - Poor	5%	<p>Good number faculty members use these methods, but few are not that much ICT based innovative practice.</p>	
Rating	Percentage													
4 - Excellent	46%													
3 - Very Good	22%													
2 - Good	17%													
1 - Average	10%													
0 - Poor	5%													

20. The overall quality of teaching-learning process in your institute is very good.



Nearly 70 percent of students consider this institute to be a good place to learn.